



product
MADE IN ITALY

Electric Water Heaters

Mid capacity - Indirect combi - Small capacity - Commercial range






ferroli

FROM FERROLI EXPERIENCE

A wide range of electric water heaters - top performing in terms of reliability and safety - aimed for longlasting daily comfort and wellbeing

Ferroli Group has been leader in the Heating and Air-conditioning field (HVAC) for more than 50 years. Thanks to its particular care and devotion to every step in designing, production, distribution and service, Ferroli Group has been able to offer high quality and reliable products. Such valuable experience, has been fully applied also to develop a full range of Electrical Water Heaters (EWH), rapidly gaining the full appreciation of end users as well as professionals around the world.

.....



> THE RANGE

Ferrolli range of electric water heaters boast a wide variety of models, to suit any residential requirement. It varies from: 5-liter model, a quick source of hot water for small single-point use - to 300-liter model - which enables simultaneous or large domestic hot water flow.

> MID CAPACITY

Ranges from 50 to 150 liters, suitable for important needs of domestic hot water. Available with multiple types of heating elements and different options.




> INDIRECT COMBI

It includes a supplementary coil, to circulate water pre-heated from an external source.




> SMALL CAPACITY

With capacities ranging from 5 to 30 liters, they are an easy and ideal solution for small requirements and can be installed in limited space.



> COMMERCIAL RANGE

When an important demand of hot water is required, a large capacity water heater is recommendable. This is the case of small communities, recreational centers, bed & breakfasts, etc.



> **PRODUCT IN PILLS** DESCRIPTIVE ICONS

All Ferroli water heaters are built with maximum attention to reliability and comfort, along with utmost care for the environment, thanks to the recyclable components they are made with. Icons here below sum up some peculiarities of the different models shown in the following pages.



5 BOLTS FLANGE

The electric heating group is mounted on a 70 mm diameter 5 bolts flange, sturdily sealing the inspection hole. This system permits an easy and trouble-free access for rapid internal maintenance



STEEL EPOXY POWDER-COATED JACKET

External jacket is painted through an epoxy powder process. Its surface is resistant to heat and UV rays and remains bright for long time.



"BLUE SILICON" ENAMELLING

The titanium-enamelling process practically transforms a steel tank into a glass-like container, thus granting a perfectly hygienic surface which cannot be affected by rust. The Blue Silicon powder is totally nickel free and conforms to the most recent International regulations.



HIGH LIQUID INTRUSION PROTECTION

The IP protection code classifies the degree of protection provided against the intrusion of solid objects (first numeric digit) and water (second digit): Ferroli water heaters comply to EN 60335-2-21 Directive.



TANK WARRANTY

This icon indicates warranty coverage in number of years, and it may differ from model to model. The warranty covers the integrity of the water tank and its lining. Conditions are written in the product's manual.



ELEMENT WARRANTY

Models with Blueforever and Steatite heating elements enjoy an upgraded warranty period in case of eventual malfunctions of the element itself. Conditions are written in the product manual.




EXTERNAL REGULATION

Temperature settings of the water can be stepless adjusted through a graduated knob. This is very practical, and does not require any special tool to do it.



ABS SHOCK-PROOF OUTER CASING

Outer shell is made in injected ABS. ABS is a thermoplastic material with excellent characteristics of resistance to high and low temperatures, scratches, cleaning agents.



EXTRA THICK INSULATION

Made with thicker water-blown CFC-free Polyurethane insulation, implying low thermal loss.



FAST-HYDRO

Allows to cut off heating time by 50%. This function - made possible by an auxiliary coil - is useful to cope with peak or repeated requests, besides permitting to choose the most convenient operation mode of the electric water heater



OPERATING LIGHT



ON/OFF SWITCH

> **FACTORY ADD-ONS** TAILORING YOUR DHW SOURCE

The product can be customized - only by the factory - with the following add-ons, according to the different requirements in global market.



HEAVY-DUTY THERMOSTAT

Standard equipment for the 1,5 kW models, include a 16A thermostat. It is possible to get the same standards of high-powered water heaters equipped with a high intensity 20A thermostat. As a consequence the lifespan of the device will increase.



PROBE POCKET

Indirect combi model can be equipped with a probe pocket on the top of the tank. This can host a sensor, to regulate the heat contribution from the external source.



POWER CABLE AND PLUG

Depending on the destination market, products could be supplied with supply cord and plug.



PREMIUM HEATING ELEMENTS

Some models can be produced with a premium heating element, such as Blueforever and Steatite, whose advantages are described in the following page



NYLON DIELECTRICS

These diaphragms dielectrically separate the tank from the piping. As a consequence magnesium anode will focus his protection action on the tank's lining only, thus reducing its consumption



HIGHER-POWERED ELEMENTS

On demand, higher-powered elements can be fitted to the unit, in compliance with customer's requirements, thus boosting water heating and cutting down on heating and waiting times. Lower wattage elements can also be fitted, starting from 0,8Kw on most models.



FLOOR STANDING

Horizontal executions are available also with supports for floor standing installation, practically limiting the installation just to water and power connection

> HEATING ELEMENT

4 ALTERNATIVE CHOICES TO POWER THE WATER HEATER

Ferroli water heaters can be equipped with a choice of 4 different materials for their "heart", i.e. their heating element. Sturdy stainless steel and hyperconductive copper represent ultra-tested and cheap possibilities. Additionally, Ferroli also offers Blue Forever and Steatite elements, very appreciated for longer durability and specialists' market.

LONG TERM TEST

Standard element



BLUE FOREVER element



BLUE FOREVER

**FERROLI
PATENT**



THE SCALING ENEMY

The element is enameled with Bluesilicon, a unique patented treatment, offering extra qualities such as:

- Drastically reducing the limestone deposit, which substantially shortens the life span of the element
- Top efficiency of the element for a longer period
- Maintaining the high performance throughout the life span of the element
- Extended Ferroli warranty on the element

STEATITE



THE ULTIMATE IN HEATING ELEMENTS

- Made of natural stone
- Dry heating: the element is separated from the water by a steel sleeve
- Easier maintenance: the replacement of the element does not require emptying the tank
- Galvanic protection of the element, as it does not come into direct contact with water
- Scaling protection: the protective sheath is Blue silicone enamelled. Furthermore, thermal charge is distributed in a larger section (namely the sheath) than in wet operating elements, thus decreasing limestone aggregation
- Longer life of the product, since the stress on parts and components is reduced
- Extended Ferroli warranty on the heating element



> EXECUTIONS

VERTICAL/HORIZONTAL

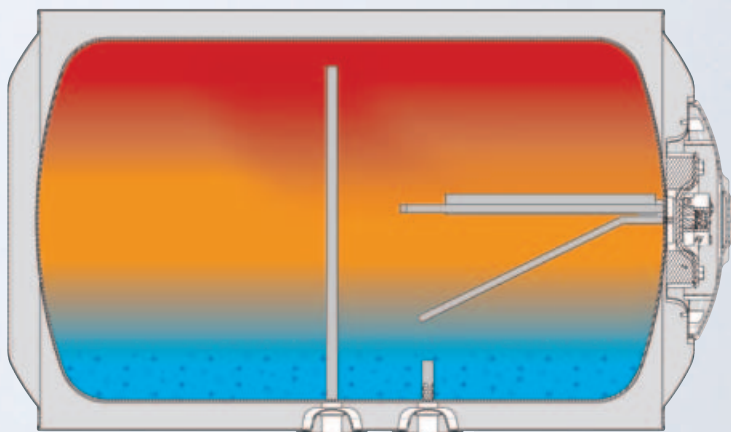
HORIZONTAL

This execution is particularly recommended if the installation is to take place in a confined space. Because of its limited height, the product can be placed under roofs and in the smallest corner of the house.

The water heater comes equipped also with supports for floor standing positioning, thus covering every possible installation case.

The heating element is bended towards the bottom half of the tank.

This will force the water to move around in the tank, improving the mixing and guaranteeing that the hot water moves to the top from where it is conveyed to the point of use. Temperature management has been particularly studied for the shape of the horizontal appliance.




STRATI+SYSTEM

In all executions, the cold water is drawn in the tank through a drilled pipe diffuser. Such pipe will allow for even spreading in the tank. As a result, stratification occurs in the best way possible, avoiding occasional cold water to stream to the top half of the tank, where hot water is conveyed to the point of use.

VERTICAL

Thanks to the design, the stratification of hot water inside the tank is maximized.

This enhances energy saving and allows for the hottest possible water to be drawn, compatible with the thermostat setting, even accounting for frequent draws.







> **DHW REQUIREMENT**
HOW MUCH WATER DO I NEED?

This is the key question when purchasing a water heater. It is not simple to choose the best size based on a family's HW requirements. Too many variables influence the decision.
However, as a rule of thumb, it is helpful to ask oneself: "How many simultaneous (or in rapid succession) demands for hot water will I need?" and then to check the table below to get a fairly precise answer.
A functional solution would also be to use smaller capacity WH, say 15-30 litre, placed in-series with the bigger unit, say 80lt, and near the point of use (a sink, a basin or a shower etc.).
You will save energy by maintaining the temperature in the main tank around 40-50°C and only raising the temperature to the desired level by using the small peripheral unit. Highest performance with a minimum loss of heat.

SIZE-CHOOSING EXAMPLES

See the following examples.
Variables are to be taken into account such as peak hours, consumption habits, temperature of the inlet cold water, room temperatures, length and insulation of the circuit etc.

WITHDRAWALS		CAPACITY
2		50
3		80
4		100
COMFORT		120 - 150

Simulation has been calculated considering 6 lts/min withdrawal mixed at 40°C for 6 minutes



MID CAPACITY MODELS

Mid capacity water heaters are proposed in a variety of models, with different executions and sizes. They do cater for the need of a mid-size family.

> **TITANO BLUE FOREVER**

Flanged Blueforever element

> **TITANO GREEN**

Energy saver execution. Flanged element (copper or steatite)

> **TITANO**

Flanged element (copper or steatite)

> **CALYPSO**

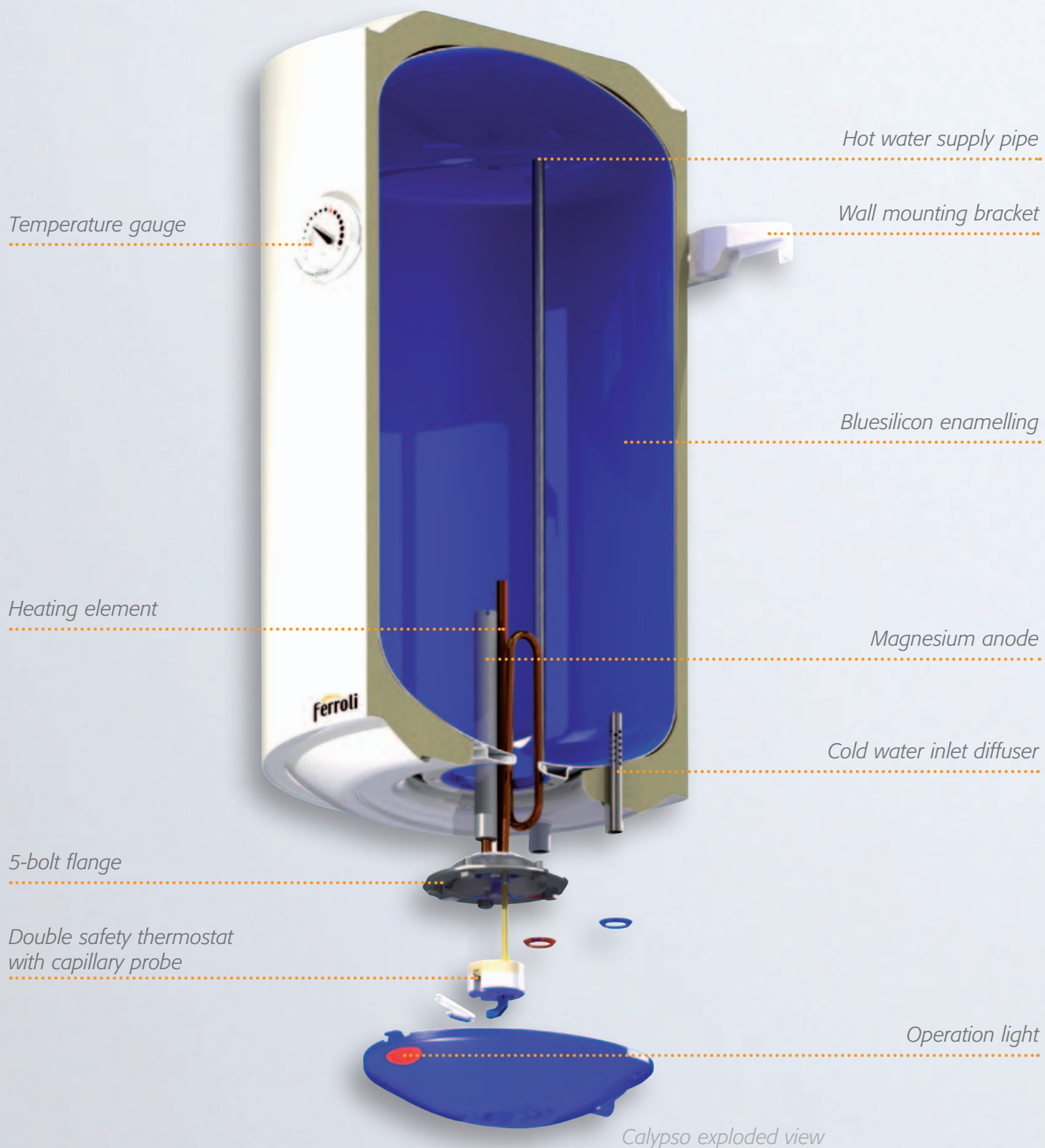
Flanged copper element

> **CALYPSO ECO**

Stainless steel screw type element



> COMPONENTS



The appliances, entirely manufactured in Italy, are made with **high quality steel**. Moreover, for each different component, the specific alloy or type of steel is used, in compliance with the necessary characteristics to convey to the component itself. At the moment of the edition of

the present catalogue, 27 different metal sheets are used in the factory.

The inner surface of the tank is protected by a **powder enamelling treatment "Blue Silicon"**. It is carried out using the most modern

> COMPONENTS



Calypso Eco with screwed element



Titano with stecite element

technologies for electrostatic application and then it is vitrified at 850°C. Perfection of the result is double checked on every single water heater manufactured, through laser thickness gauge and photo-optic meter.

All models are equipped with a **high concentration anode**, in order to grant the maximum protection against electro-chemical reactions and safeguard the tank from corrosion.

Consumptions reduction along with environment respect is crucial on Ferroli water heaters design and manufacture.

As to insulation infact, a high performance water blown polyurethane has been chosen and used, combining top performances and absolute lack of CFC or any other dangerous substance release. Furthermore, the appliances have been conceived to be be **highly recyclable** after their disposal.

Every water heater is **tested** during the different production phases, to ensure the maximum quality, efficiency and operational longevity. Laboratory tests are performed periodically to verify the compliance to the declared performance data.

Security of the appliance is surveyed by thermostat with double safety system and a pressure relief valve, which must be integrated in the system installation with the additional safety devices eventually required by the local law or european directive EN 1487, where applicable.

Ferroli water heaters do not require particular maintenance precautions and will operate for long time.

They have been designed to permit easy replacement of materials subject to wear, in particular should water be aggressive or chalky.

Flanged electric group are mounted on a large 120 mm flange with 70 mm manhole, sealed by thick EPDM flexible gasket. It enables comfortable access for inspection and periodical anode replacement.

> TITANO BLUEFOREVER



Maximum total protection. Longest and most efficient operating life of the element thanks to the "blue" barrier, an excellent repellant of corroding and encrusting agents.

> ELEMENT

Blueforever titanium enamelling

> RANGE

Vertical 50 – 80 – 100 – 120 – 150

Horizontal 50 – 80 – 100 – 120 – 150

> REGULATION

External on vertical versions

STANDARD FEATURES

As per standard product



5 BOLTS FLANGE



STEEL EPOXY POWDER
COATED JACKET



BLUE SILICON
ENAMELLING



HIGH LIQUID INTRUSION
PROTECTION



OPERATING LIGHT



EXTERNAL REGULATION

* Only for vertical model

EXTRA FEATURES

Further customization is possible on factory-tailored production lots



HEAVY-DUTY
THERMOSTAT



POWER CABLE
AND PLUG

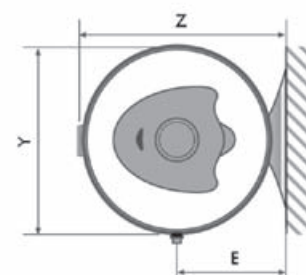
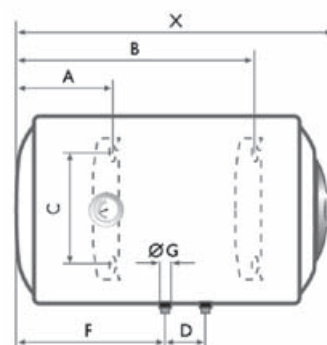
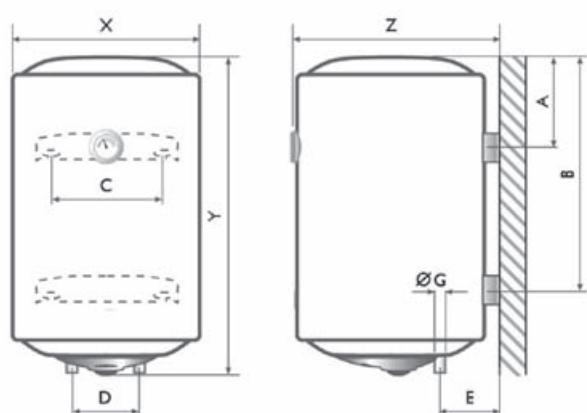


NYLON DIELECTRICS



HIGHER POWER

> DIMENSIONS



> Vertical

- > Max. operating pressure: 8 bar
- > Voltage: 220~240 V 50-60 Hz


> Horizontal

> TECHNICAL DATA

VERTICAL EXECUTION			50 VE BF	80 VE BF	100 VE BF	120 VE BF	150 VE BF
Dimensions	X	mm	440	440	440	440	440
	Y	mm	555	755	995	1130	1175
	Z	mm	460	460	460	460	460
	A	mm	185	185	185	190	190
	B	mm	/	/	/	915	955
	C	mm	265	265	265	265	265
	D	mm	100	100	100	100	100
	E	mm	130	130	130	130	130
	G	inches	1/2" M	1/2" M	1/2" M	1/2" M	1/2" M
Capacity		litres	50	80	100	120	150
Power		W	1500	1500	1500	1500	1500
Heating time	ΔT 35° C	minutes	1 h 26'	2 h 18'	2 h 53'	3 h 28'	4 h 19'
	ΔT 45° C	minutes	1 h 51'	2 h 58'	3 h 42'	4 h 27'	5 h 34'
Weight		Kg	16	20,5	25	28,5	29,5

HORIZONTAL EXECUTION			50 HO BF	80 HO BF	100 HO BF	120 HO BF	150 HO BF
Dimensions	X	mm	565	770	990	1135	1255
	Y	mm	440	440	440	440	440
	Z	mm	460	460	460	460	460
	A	mm	200	180	200	190	200
	B	mm	345	555	740	915	955
	C	mm	265	265	265	265	265
	D	mm	100	100	100	100	100
	E	mm	230	230	230	230	230
	F	mm	180	355	570	720	760
	G	inches	1/2" M	1/2" M	1/2" M	1/2" M	1/2" M
Capacity		litres	50	80	100	120	150
Power		W	1500	1500	1500	1500	1500
Heating time	ΔT 35° C	minutes	1 h 26'	2 h 18'	2 h 53'	3 h 28'	4 h 19'
	ΔT 45° C	minutes	1 h 51'	2 h 58'	3 h 42'	4 h 27'	5 h 34'
Weight		Kg	16	20,5	25	28,5	29,5

> TITANO GREEN



*



Titano Green, thanks to thicker thermal insulation, is very environmentally friendly, with much reduced heat loss and consequent energy saving.

> ELEMENT

Copper

> STEATITE as option for vertical model *

> RANGE

Vertical 50 – 80 – 100

Horizontal 80 – 100

> INSULATION

33 mm PU

The domestic range is limited to a maximum capacity of 100 lts. Bigger models are available in the commercial range, with an adapted reinforced structure.

STANDARD FEATURES

As per standard product



5 BOLTS FLANGE



STEEL EPOXY POWDER COATED JACKET



BLUE SILICON ENAMELLING



HIGH LIQUID INTRUSION PROTECTION



OPERATING LIGHT



OVERSIZE THERMAL INSULATION

EXTRA FEATURES

Further customization is possible on factory-tailored production lots



HEAVY-DUTY THERMOSTAT



POWER CABLE AND PLUG



NYLON DIELECTRICS

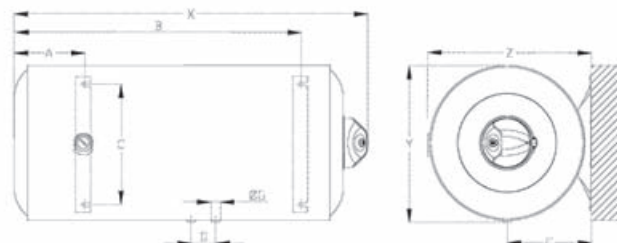
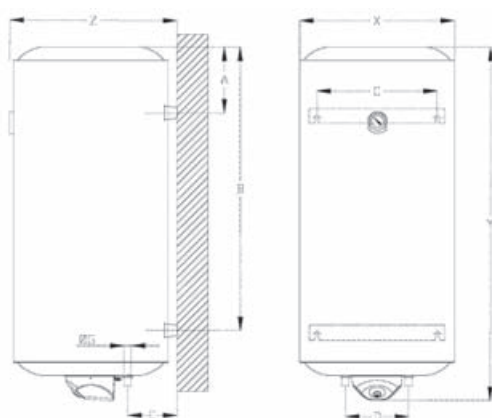


HIGHER POWER



STEATITE ELEMENT

> DIMENSIONS




> Vertical

- > Max. operating pressure: 8 bar
- > Insulation thickness: 33 mm
- > Voltage: 220~240 V 50-60 Hz

> Horizontal

> UNDER THE SKIN

Titano Green is insulated through a thick layer of special water-based polyol polyurethane foam. Thermal transmittance is the best possible among traditional insulating materials, second only to nanotechnologies used for extreme applications. That is due to its porous consistence along with its capacity to bridle minuscule air bubbles as insulating agent. Moreover, insulation cooperates with external jacket forming a unique, tough body resistant to bumps.



> TECHNICAL DATA

MODEL (VE:Vertical - HO:Horizontal)			50 VE	80 VE	100 VE	80 HO	100 HO
Dimensions	X	mm	465	465	465	815	1050
	Y	mm	610	845	1050	465	465
	Z	mm	490	490	490	490	490
	A	mm	175	175	180	175	180
	B	mm	375	520	550	540	770
	C	mm	440	440	440	440	440
	D	mm	230	230	230	140	140
	E	mm	175	175	175	255	255
	F	mm	-	-	-	410	635
	G	mm	3/4" M	3/4" M	3/4" M	3/4" M	3/4" M
Capacity		litres	50	80	100	80	100
Power		W	1500	1500	1500	1500	1500
Heating time	ΔT 35° C	min.	1 h 21'	2 h 09'	2 h 41'	2 h 09'	2 h 41'
	ΔT 45° C	min.	1 h 44'	2 h 46'	3 h 27'	2 h 46'	3 h 27'
Weight*		Kg	20	27	31,5	27	31,5

* Weight refers to standard version with copper heating element

> TITANO



Titano satisfies the discerning customer, still desiring a traditional product with the added elegant appearance and longer warranty service. The service can be extended by choosing the Steatite element.

> ELEMENT

Copper

> STEATITE as option *

> RANGE

Vertical 50 – 80 – 100 – 120 – 150

Horizontal 50 – 80 – 100 – 120 – 150

> REGULATION

External for vertical models only

STANDARD FEATURES

As per standard product



5 BOLTS FLANGE



STEEL EPOXY POWDER
COATED JACKET



BLUE SILICON
ENAMELLING



OPERATING LIGHT

*



EXTERNAL REGULATION

* Only for vertical model

EXTRA FEATURES

Further customization is possible on factory-tailored production lots



HEAVY-DUTY
THERMOSTAT



POWER CABLE
AND PLUG



NYLON DIELECTRICS

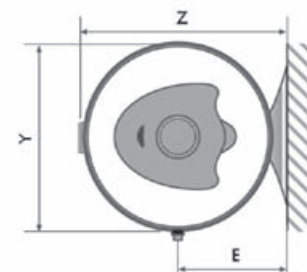
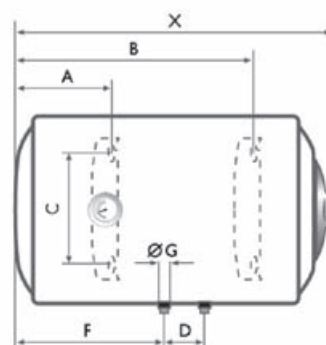
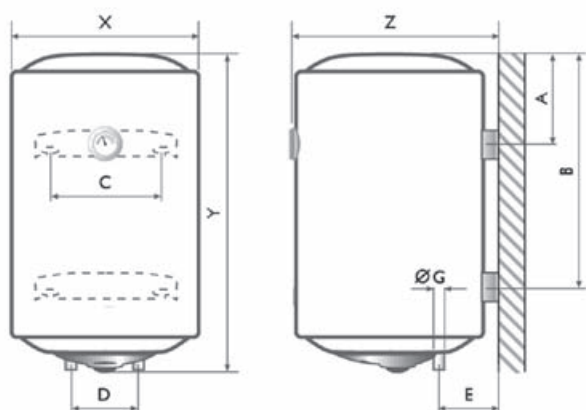


HIGHER POWER



STEATITE
STEATITE ELEMENT

> DIMENSIONS



> Vertical

- > Max. operating pressure: 8 bar
- > Voltage: 220~240 V 50-60 Hz

> Horizontal

> TECHNICAL DATA

VERTICAL EXECUTION			50 VE	80 VE	100 VE	120 VE	150 VE
Dimensions	X	mm	440	440	440	440	440
	Y	mm	555	755	995	1130	1175
	Z	mm	460	460	460	460	460
	A	mm	185	185	185	190	190
	B	mm	/	/	/	915	955
	C	mm	265	265	265	265	265
	D	mm	100	100	100	100	100
	E	mm	130	130	130	130	130
	G	inches	1/2" M	1/2" M	1/2" M	1/2" M	1/2" M
Capacity		litres	50	80	100	120	150
Power		W	1500	1500	1500	1500	1500
Heating time	ΔT 35° C	minutes	1 h 26'	2 h 18'	2 h 53'	3 h 28'	4 h 19'
	ΔT 45° C	minutes	1 h 51'	2 h 58'	3 h 42'	4 h 27'	5 h 34'
Weight*		Kg	16	20,5	25	28,5	29,5

HORIZONTAL EXECUTION			50 HO	80 HO	100 HO	120 HO	150 HO
Dimensions	X	mm	565	770	990	1135	1255
	Y	mm	440	440	440	440	440
	Z	mm	460	460	460	460	460
	A	mm	200	180	200	190	200
	B	mm	345	555	740	915	955
	C	mm	265	265	265	265	265
	D	mm	100	100	100	100	100
	E	mm	230	230	230	230	230
	F	mm	180	355	570	720	760
	G	inches	1/2" M	1/2" M	1/2" M	1/2" M	1/2" M
Capacity		litres	50	80	100	120	150
Power		W	1500	1500	1500	1500	1500
Heating time	ΔT 35° C	minutes	1 h 26'	2 h 18'	2 h 53'	3 h 28'	4 h 19'
	ΔT 45° C	minutes	1 h 51'	2 h 58'	3 h 42'	4 h 27'	5 h 34'
Weight*		Kg	16	20,5	25	28,5	29,5

* Weight refers to standard version with copper heating element

> CALYPSO



Calypso is the best-seller of the Ferrol range. Simple, reliable and yet fully equipped.

> ELEMENT

Copper

> RANGE

Vertical 50 – 80 – 100 – 120 – 150

Horizontal 50 – 80 – 100 – 120 – 150

> REGULATION

External for vertical models



STANDARD FEATURES

As per standard product



5 BOLTS FLANGE



STEEL EPOXY POWDER COATED JACKET



BLUE SILICON ENAMELLING



HIGH LIQUID INTRUSION PROTECTION



OPERATING LIGHT

*



EXTERNAL REGULATION

* Only for vertical model

EXTRA FEATURES

Further customization is possible on factory-tailored production lots



HEAVY-DUTY THERMOSTAT



POWER CABLE AND PLUG

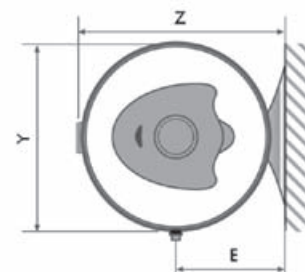
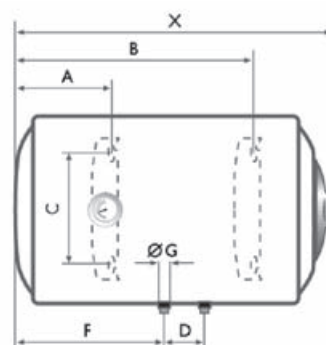
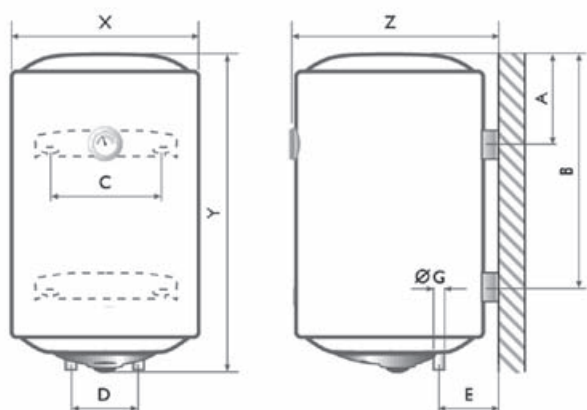


NYLON DIELECTRICS



HIGHER POWER

> DIMENSIONS



> Vertical

- > Max. operating pressure: 8 bar
- > Voltage: 220~240 V 50-60 Hz

> Horizontal

> TECHNICAL DATA

VERTICAL EXECUTION			50 VE	80 VE	100 VE	120 VE	150 VE
Dimensions	X	mm	440	440	440	440	440
	Y	mm	555	755	995	1130	1175
	Z	mm	460	460	460	460	460
	A	mm	185	185	185	190	190
	B	mm	/	/	/	915	955
	C	mm	265	265	265	265	265
	D	mm	100	100	100	100	100
	E	mm	130	130	130	130	130
	G	inches	1/2" M	1/2" M	1/2" M	1/2" M	1/2" M
Capacity		litres	50	80	100	120	150
Power		W	1500	1500	1500	1500	1500
Heating time	ΔT 35° C	minutes	1 h 26'	2 h 18'	2 h 53'	3 h 28'	4 h 19'
	ΔT 45° C	minutes	1 h 51'	2 h 58'	3 h 42'	4 h 27'	5 h 34'
Weight		Kg	16	20,5	25	28,5	29,5

HORIZONTAL EXECUTION			50 HO	80 HO	100 HO	120 HO	150 HO
Dimensions	X	mm	565	770	990	1135	1255
	Y	mm	440	440	440	440	440
	Z	mm	460	460	460	460	460
	A	mm	200	180	200	190	200
	B	mm	345	555	740	915	955
	C	mm	265	265	265	265	265
	D	mm	100	100	100	100	100
	E	mm	230	230	230	230	230
	F	mm	180	355	570	720	760
	G	inches	1/2" M	1/2" M	1/2" M	1/2" M	1/2" M
Capacity		litres	50	80	100	120	150
Power		W	1500	1500	1500	1500	1500
Heating time	ΔT 35° C	minutes	1 h 26'	2 h 18'	2 h 53'	3 h 28'	4 h 19'
	ΔT 45° C	minutes	1 h 51'	2 h 58'	3 h 42'	4 h 27'	5 h 34'
Weight		Kg	16	20,5	25	28,5	29,5

> CALYPSO ECO

Calypso ECO features a stainless steel heating element screw-fixed to the structure. Although being the entry-level model, it is equipped with a high performing element, with extended longevity.



> ELEMENT

Stainless steel

> RANGE

Vertical 50 – 80 – 100 – 120 – 150

Horizontal 50 – 80 – 100 – 120 – 150

> REGULATION

Internal through screw



STANDARD FEATURES

As per standard product



STEEL EPOXY POWDER
COATED JACKET



HIGH LIQUID INTRUSION
PROTECTION



BLUE SILICON
ENAMELLING



OPERATING LIGHT

EXTRA FEATURES

Further customization is possible on factory-tailored production lots



HEAVY-DUTY
THERMOSTAT

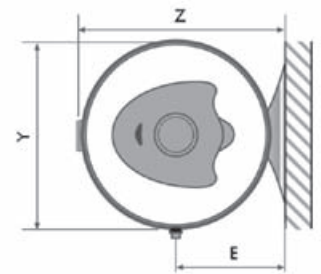
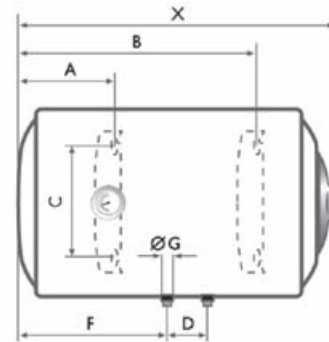
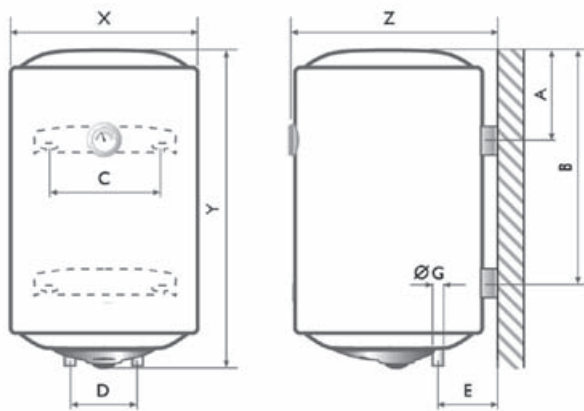


POWER CABLE
AND PLUG



HIGHER POWER

> DIMENSIONS



> Vertical

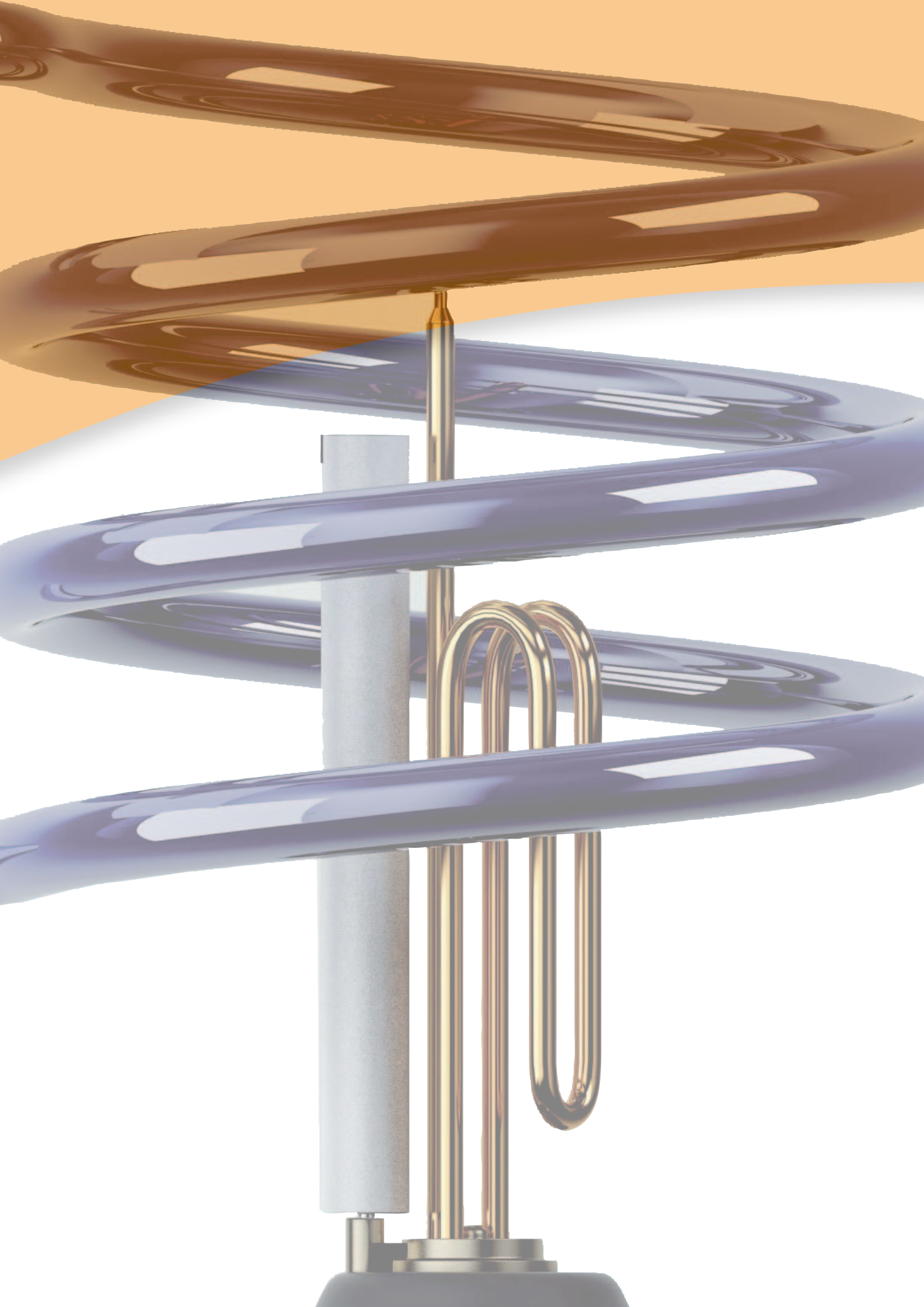
- > Max. operating pressure: 8 bar
- > Voltage: 220~240 V 50-60 Hz

> Horizontal

> TECHNICAL DATA

VERTICAL EXECUTION			50 VE	80 VE	100 VE	120 VE	150 VE
Dimensions	X	mm	440	440	440	440	440
	Y	mm	555	755	995	1130	1175
	Z	mm	460	460	460	460	460
	A	mm	185	185	185	190	190
	B	mm	/	/	/	915	955
	C	mm	265	265	265	265	265
	D	mm	100	100	100	100	100
	E	mm	130	130	130	130	130
	G	inches	1/2" M	1/2" M	1/2" M	1/2" M	1/2" M
Capacity		litres	50	80	100	120	150
Power		W	1500	1500	1500	1500	1500
Heating time	ΔT 35° C	minutes	1 h 26'	2 h 18'	2 h 53'	3 h 28'	4 h 19'
	ΔT 45° C	minutes	1 h 51'	2 h 58'	3 h 42'	4 h 27'	5 h 34'
Weight		Kg	16	20,5	25	28,5	29,5

HORIZONTAL EXECUTION			50 HO	80 HO	100 HO	120 HO	150 HO
Dimensions	X	mm	565	770	990	1135	1255
	Y	mm	440	440	440	440	440
	Z	mm	460	460	460	460	460
	A	mm	200	180	200	190	200
	B	mm	345	555	740	915	955
	C	mm	265	265	265	265	265
	D	mm	100	100	100	100	100
	E	mm	230	230	230	230	230
	F	mm	180	355	570	720	760
	G	inches	1/2" M	1/2" M	1/2" M	1/2" M	1/2" M
Capacity		litres	50	80	100	120	150
Power		W	1500	1500	1500	1500	1500
Heating time	ΔT 35° C	minutes	1 h 26'	2 h 18'	2 h 53'	3 h 28'	4 h 19'
	ΔT 45° C	minutes	1 h 51'	2 h 58'	3 h 42'	4 h 27'	5 h 34'
Weight		Kg	16	20,5	25	28,5	29,5






INDIRECT COMBI

Indirect combi models are equipped with supplementary coil. This is a very flexible solution, exploiting an existing energy source, maybe green and free, to boost-heating the water faster. Water heating may thus become less expensive or completely free, maybe even fully environment friendly, extremely rapid and efficient, depending on the installation and energy sources available.

- > **CALYPSO MT**
*Flanged copper element
With auxiliary coil (standard or oversize)*



> **DOUBLE ENERGY SOURCE** COMBINED OR INDIVIDUAL OPERATION

Indirect combi are provided with an additional coil, acting as a heat exchanger, besides the standard electric heating element. This implies that besides electric power, water can be heated - simultaneously or as an alternative - by an external heating source.

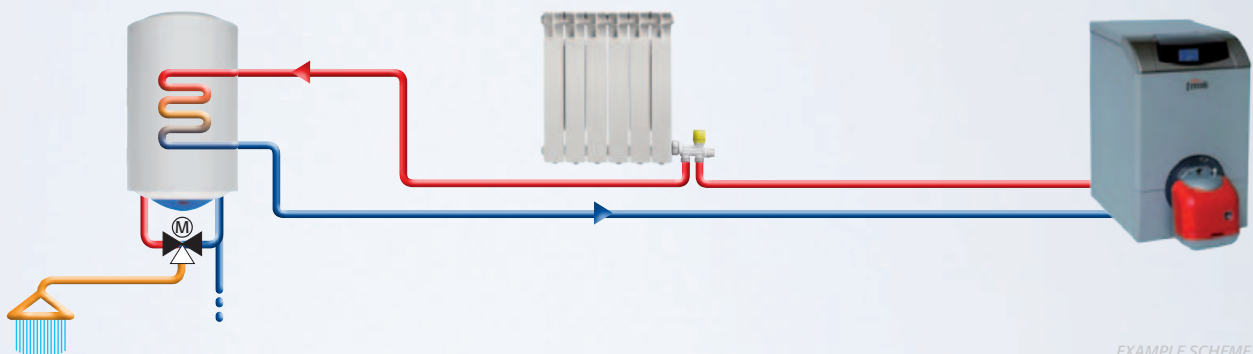
Pre-heated fluid would flow inside the sealed coil exchanger lodged in the tank, thus heating up the water, either alone or combined with the standard element. Pre-heated fluid is circulating inside a closed circuit, which may include the very same radiator used for central heating.

Alternatively it could come from another source like a thermal solar system or a biomass generator.



AUXILIARY WATER HEATING:

> IN SERIES WITH HEATING SYSTEM RADIATORS



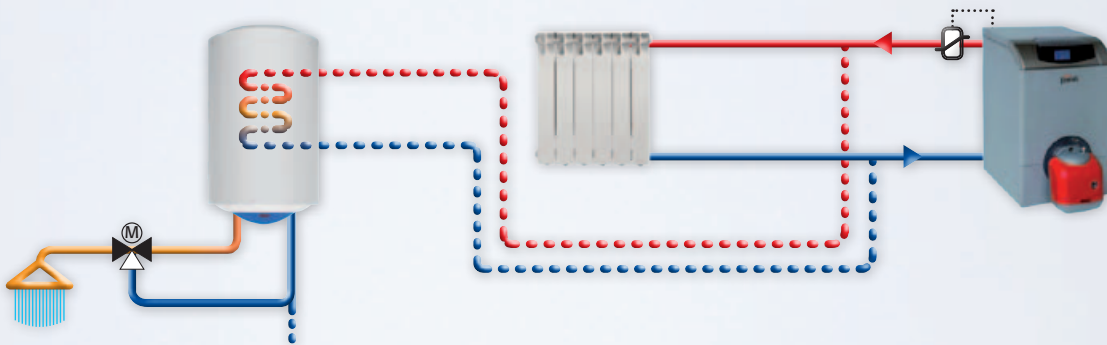
> SUPPLIED BY AN EXTERNAL SOURCE (SOLAR, BIOMASS ETC)



> **SYSTEM ARRANGING** INNER OR OUTER TEMPERATURE CONTROL?

Control temperature for auxiliary heating can be left on the external source: setpoint will be maintained by the appliance's flow probe; however installation can be flexibly arranged with other external temperature controlling and distribution systems. Pressures peaks are avoided by the onboard relief valve set to 8,5 bar. It is highly recommended to install a thermostatic mixing valve at water outlet.

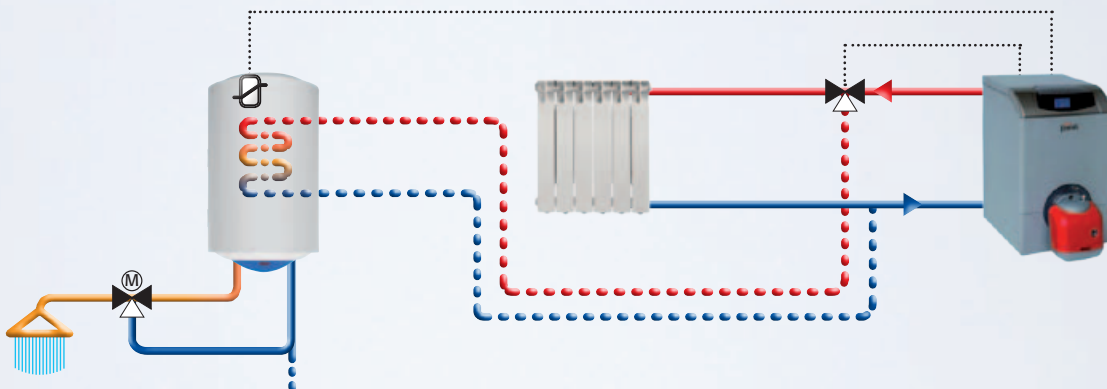
> **OUTSOURCED TEMPERATURE CONTROL**



EXAMPLE SCHEME

Ferroli indirect combi water heater is available also with a probe pocket on the top of the tank. As a consequence temperature will be independent from the auxiliary heating.

> **INTEGRATED TEMPERATURE CONTROL**



EXAMPLE SCHEME

> CALYPSO MT

ENERGY SAVING AND MUCH HOT WATER



It offers a flexible, multi-energy appliance with superior domestic hot water supply, open to new system possibilities...

> ELEMENT

Copper

> RANGE

Vertical 50 – 80 – 100 – 120 – 150

Horizontal (wall hung or floor standing)

80 – 100 – 120 – 150

> REGULATION

External for vertical models

> CONNECTIONS

Right or left sided

STANDARD FEATURES

As per standard product



5 BOLTS FLANGE



STEEL EPOXY POWDER
COATED JACKET



BLUE SILICON
ENAMELLING



HIGH LIQUID INTRUSION
PROTECTION



OPERATING LIGHT

1



EXTERNAL REGULATION



FAST HYDRO

1 Only for vertical model

EXTRA FEATURES

Further customization is possible on factory-tailored production lots



HEAVY-DUTY
THERMOSTAT



POWER CABLE
AND PLUG

2



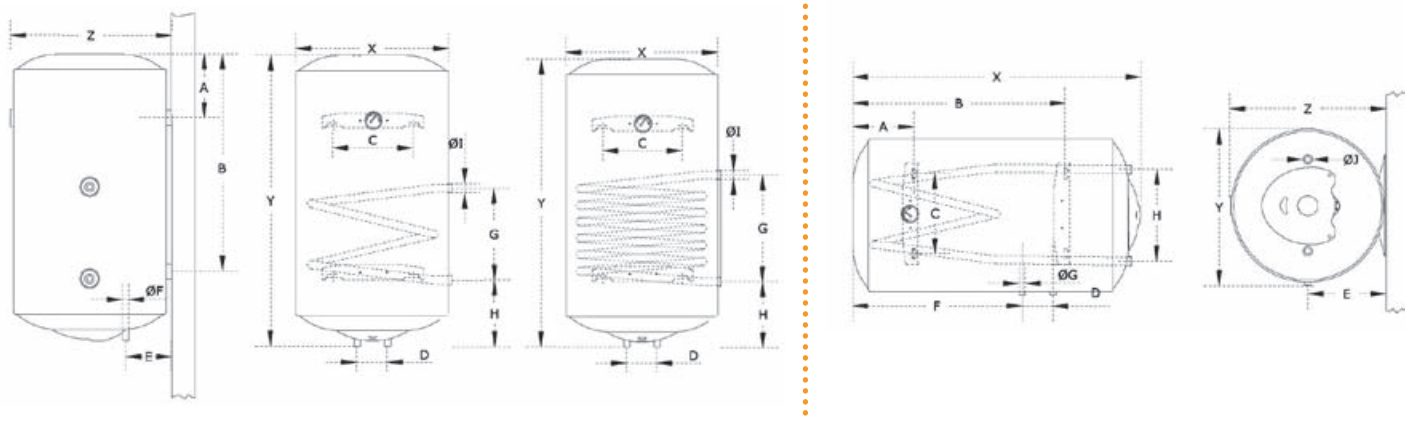
PROBE POCKET



HIGHER POWER

2 Only for 6 coils vertical model

> DIMENSIONS



> Vertical

- > Max. operating pressure: 8 bar
- > Voltage: 220~240 V 50-60 Hz

> Horizontal

> TECHNICAL DATA

CALYPSO MT	Mod.	VERTICAL 2 COILS				VERTICAL 6 COILS EXCHANGER				HORIZONTAL 2 COILS EXCHANGER			
		80	100	120	150	80	100	120	150	80	100	120	150
Dimensions	X	440	440	440	440	440	440	440	440	770	990	1135	1255
	Y	755	995	1130	1175	755	995	1130	1175	440	440	440	440
	Z	460	460	460	460	460	460	460	460	460	460	460	460
	A	185	185	190	190	185	185	190	190	180	200	190	200
	B	/	/	915	955	/	/	915	955	555	740	915	955
	C	265	265	265	265	265	265	265	265	265	265	265	265
	D	100	100	100	100	100	100	100	100	100	100	100	100
	E	130	130	130	130	130	130	130	130	230	230	230	230
	F	1/2" M	1/2" M	1/2" M	1/2" M	1/2"	1/2"	1/2"	1/2"	355	570	720	760
	G	240	240	240	240	380	380	380	380	1/2" M	1/2" M	1/2" M	1/2" M
	H	195	195	195	195	195	195	195	195	300	300	300	300
	I	1/2" F	1/2" F	1/2" F	1/2" F	1/2" F	1/2" F	1/2" F	1/2" F	3/4" M	3/4" M	3/4" M	3/4" M
Capacity	litres	80	100	120	150	80	100	120	150	80	100	120	150
Coil surface	m ²	0,25	0,25	0,25	0,25	0,4	0,4	0,4	0,4	0,25	0,25	0,25	0,25
Electric power	W	1500	1500	1500	1500	1500	1500	1500	1500	1500	1500	1500	1500
Heating time ΔT 35° C	electric	2 h 18'	2 h 53'	3 h 28'	4 h 19'	2 h 18'	2 h 53'	3 h 28'	4 h 02'	2 h 18'	2 h 53'	3 h 28'	4 h 19'
	thermic	59'	1 h 14'	1 h 29'	2 h 10'	21'	26'	31'	39'	59'	1 h 14'	1 h 29'	2 h 10'
Weight	kg	24	28,5	32	33	26,5	31	34,5	35,5	20,5	25	28,5	29,5





SMALL CAPACITY MODEL

These mini water heaters can be installed wherever there is a tap supplying hot water for domestic use. They are available in above-sink or under-sink configurations.

- > **CUBO**
10 - 15 - 30 litres capacity
- > **BRAVO**
10 - 15 - 30 litres capacity
- > **NOVO**
5 - 10 litres capacity

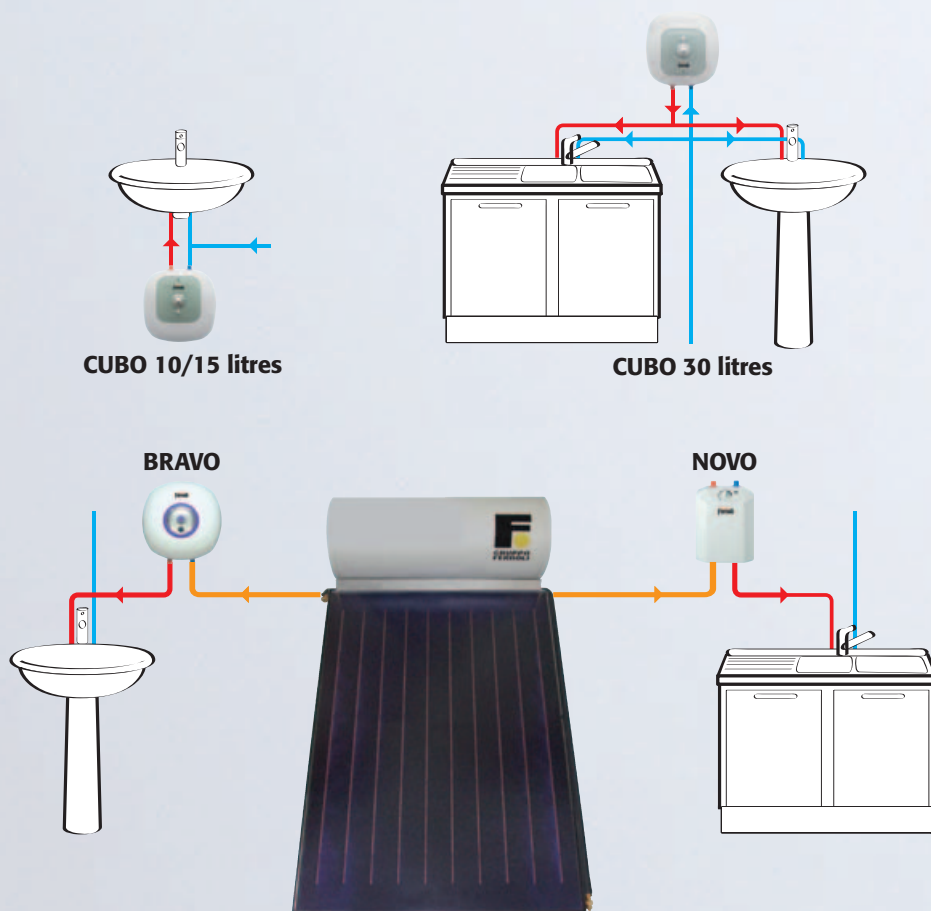


> **INSTALLATION** *FREE-STANDING OR SYSTEM-INTEGRATED?*

Mini water heaters are not used as a stand-alone installations only, but also as part of a domestic water heating system.

INDIPENDENT INSTALLATION

Small capacity electric water heaters are widely used in situations where domestic hot water is needed but it is not possible or convenient producing it with traditional energy sources. A power point and water supply is then enough to install the appliance in any place. It is particularly indicated for applications such as small flats, utility rooms, workplaces, camping caravans etc. Installation can be above-sink or under-sink and units can consequently be chosen with upper/lower water connections.



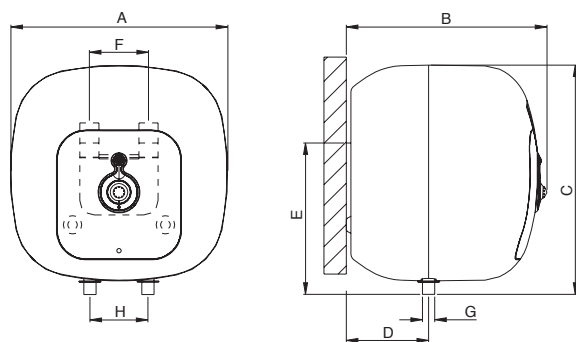
SYSTEM-INTEGRATED INSTALLATION

Mini water heaters may be used as a terminal part of a mid or large size system. In this case a main appliance will keep a large quantity of domestic hot water at a medium temperature, e.g. 40°C. This water can then be taken to the maximum temperature, e.g. 60°C close to the point of use. This final operation can be carried out by a small peripheral water heater. Such system ensures the best performance with a huge energy saving.

> CUBO SMALL AND HARD-WORKING



- > External casing in strong ABS
- > Reinforced hanging bracket with internal steel bar
- > Stainless steel heating element
- > Premium tank warranty
- > Thermostatic handling by probe
- > High concentration magnesium anode
- > ON/OFF switch
- > Operating light
- > Front stepless temperature adjustment
- > Pressure relief valve, set to 8,5 bar
- > Electric cable included (without plug)



*S = Undersink

CUBO			SG 10	SG 10 S*	SG 15	SG 15 S*	SG 30
Dimensions	A	mm	340	340	375	375	453
	B	mm	290	290	345	345	412
	C	mm	350	350	388	388	466
	D	mm	85	85	85	85	115
	E	mm	259	259	278	278	336
	F	mm	66	66	66	66	66
	G	inches	1/2" M	1/2" M	1/2" M	1/2" M	1/2" M
	H	mm	100	100	100	100	100
Capacity		litres	10	10	15	15	30
Heating time	ΔT 35° C	min.	17'	17'	26'	26'	52'
	ΔT 45° C		22'	22'	33'	33'	1 h 07'
Power		W	1500				
Voltage			220~240 V 50-60 HZ				
Weight		Kg	7,5	7,5	8,5	8,5	12

FEATURES



5 BOLTS FLANGE



OPERATING LIGHT



EXTERNAL REGULATION



ON/OFF SWITCH



HIGH LIQUID INTRUSION PROTECTION



BLUE SILICON ENAMELLING



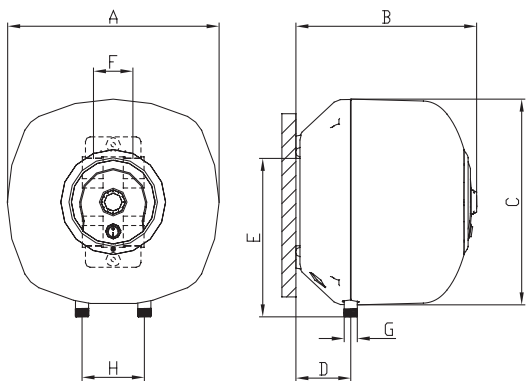
ABS SHOCK-PROOF OUTER CASING

> BRAVO COMPACT BUT GENEROUS



- > External casing in strong ABS
- > Reinforced hanging bracket with internal steel bar
- > Capillary thermostat
- > High concentration magnesium anode
- > ON/OFF switch
- > Front stepless temperature adjustment, with power level led indication
- > Pressure relief valve, set to 8,5 bar
- > Electric cable included (without plug)

*S = Undersink



BRAVO			SN 10	SN 10 S*	SN 15	SN 15 S*	SN 30
Dimensions	A	mm	340	340	360	360	440
	B	mm	291	291	329	329	389
	C	mm	347	347	375	375	455
	D	mm	90	90	97	97	113
	E	mm	252	114	265	125	318
	F	mm	66	66	66	66	66
	G	inches	1/2" M	1/2" M	1/2" M	1/2" M	1/2" M
	H	mm	100	100	100	100	100
Capacity		litres	10	10	15	15	30
Heating time	ΔT 35° C	min.	17'	17'	26'	26'	52'
	ΔT 45° C		22'	22'	33'	33'	1 h 07'
Power		W	1500				
Voltage			220~240 V 50-60 HZ				
Weight		Kg	6,5	6,5	7,8	7,8	11,5

FEATURES



OPERATING LIGHT



EXTERNAL REGULATION



ABS SHOCK-PROOF
OUTER CASING



HIGH LIQUID INTRUSION
PROTECTION



BLUE SILICON
ENAMELLING



ON/OFF SWITCH

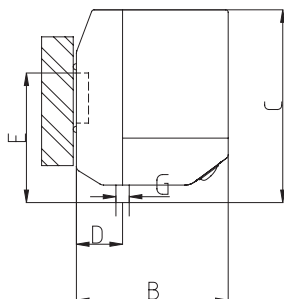
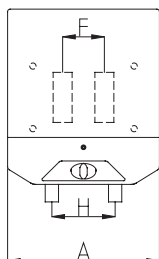
SMALL CAPACITY

> NOVO FITS EVERYWHERE



- > Reinforced hanging bracket with internal steel bar
- > Capillary thermostat for temperature management
- > High concentration magnesium anode
- > ON/OFF switch
- > Front stepless temperature adjustment, with LED for setpoint reach
- > Pressure relief valve, set to 8,5 bar
- > Electric cable included (without plug)

*S = Undersink



NOVO			5	5 S*	10	10 S*
Dimensions	A	mm	238	238	238	238
	B	mm	238	238	238	238
	C	mm	280	280	430	430
	D	mm	76	76	76	76
	E	mm	252	114	265	125
	F	mm	66	66	66	66
	G	inches	1/2" M	1/2" M	1/2" M	1/2" M
Diameter	H	mm	100	100	100	100
Capacity		litres	5	5	10	10
Heating time	ΔT 35° C	min.	6'	6'	13'	13'
	ΔT 45° C		8'	8'	17'	17'
Power		W	2000			
Voltage			220~240 V 50-60 HZ			
Weight		Kg	6,5	6,5	7,8	7,8

FEATURES



OPERATING LIGHT



EXTERNAL REGULATION



HIGH LIQUID INTRUSION
PROTECTION



BLUE SILICON
ENAMELLING



ON/OFF SWITCH






COMMERCIAL RANGE

Large capacities water heaters are ideal in case of abundant or intensive demand, as well as for real systems combined with other sources or small peripheral heaters, in any case capable to satisfy multipoint water use.

> CALIPSO XL

- copper or steatite heating element
- single or three phase
- wall hung vertical / horizontal or floor standing
- from 150 to 300 liters



Combinations of the characteristics depending on the model

> CALYPSO XL

Calypso XL covers the needs of big residential plants or commercial applications for collective leisure, restauration, lodging facilities.



> RANGE

Vertical wall-hung: 150/200
(copper/opt. steatite*)

Horizontal wall-hung :150/200

Floor standing 200/250/300
(copper/opt. steatite*)

> VOLTAGE

Standard one phase.

Model 300/copper also 240/300 V3

Tension 50/60Hz

STANDARD FEATURES

As per standard product



5 BOLTS FLANGE



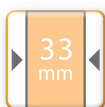
HIGH LIQUID INTRUSION PROTECTION



BLUE SILICON ENAMELLING



OPERATING LIGHT



OVERSIZE THERMAL INSULATION



HEAVY-DUTY THERMOSTAT



NYLON DIELECTRICS

- 1 On floor standing models and steatite wall-hung
- 2 On floor standing models

EXTRA FEATURES

Further customization is possible on factory-tailored production lots



HIGHER POWER

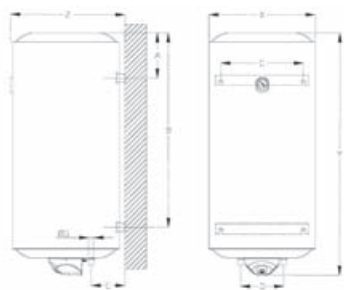


POWER CABLE AND PLUG



STEATITE ELEMENT

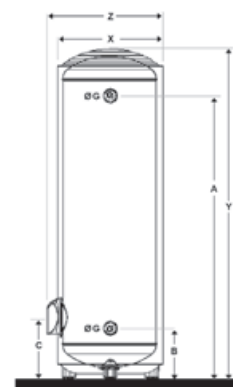
> DIMENSIONS



> Vertical



> Horizontal



> Floor standing

- > Max. operating pressure: 6 bar
- > Insulation thickness: 33 mm
- > Voltage: 220~240 V 50 Hz

> TECHNICAL DATA

WALL-HUNG EXECUTION			VERTICAL		HORIZONTAL	
			150 V	200 V	150 H	200 H
Dimensions	X	mm	565	565	989	1253
	Y	mm	989	1253	565	565
	Z	mm	592	592	592	592
	A	mm	195	195	195	195
	B	mm	771	1035	771	1035
	C	mm	440	440	265	265
	D	mm	230	230	140	140
	E	mm	175	175	310	310
	F	mm	-	-	340	595
	G	inches	3/4"	3/4"	3/4"	3/4"
Capacity		litres	150	200	150	200
Power		W	2400	2400	2400	2400
Heating time	ΔT 35° C	minutes	2 h 42'	3 h 36'	2 h 42'	3 h 36'
	ΔT 45° C	minutes	3 h 28'	4 h 38'	3 h 28'	4 h 38'
Weight*		Kg	42	51	42	51

FLOOR STANDING EXECUTION			200 BAS	250 BAS	300 BAS
Dimensions	X	mm	565	565	565
	Y	mm	1293	1524	1755
	Z	mm	650	650	650
	A	mm	997	1235	1508
	B	mm	268	268	268
	C	mm	323	323	323
	K	inches	3/4"	3/4"	3/4"
Capacity		litres	200	250	300
Power		W	3000	3000	3000
Heating time	ΔT 35° C	minutes	2 h 53'	3 h 36'	4 h 19'
	ΔT 45° C	minutes	3 h 42'	4 h 38'	5 h 34'
Weight*		Kg	51	60	72

* Weight refer to model with copper element

> **FERROLI'S SOLUTIONS FOR DOMESTIC HOT WATER**

Ferroli Group is devoted to design and realisation of heating appliances in the domestic field, such as boilers, radiators, heat pumps, system ancillaries...

Offer includes also air conditioning units and hydronic terminals (fan coils).

Ferroli's competence extends also to industrial generators, i.e for hot/superheated water, steam, diathermic fluid and, on cooling field, chillers and air handling units.



For mild countries, not requiring heating appliances, Ferroli boasts a range of different solutions, besides traditional storage electric water heaters.

The array is really diversified and permits to take advantage of the most convenient available source, say gas or still electric power, the latter also ecologically combined with air energy, in the case of the DHW pump. Free, everlasting energy can be exploited with Ferroli's thermal solar systems.

> **INSTANTANEOUS ELECTRIC WATER HEATERS**

Given a mild water main temperature and an adequate electric energy supply, production of DHW via an instant electric appliance represents a practical solution which grants the user the maximum security. Hot water will be supplied only when necessary, with no need of preparing and stocking it in advance.

Range varies from semi-instantaneous 5,5 kW model to biggest 10,5 kW, all modulating.




> INSTANTANEOUS GAS WATER HEATERS

Operating on natural gas (G20), butane (G30) or LPG (G31).

Open flue (natural draught) or room sealed (forced draught) Ferroli digital models features SUNEASY function and are suitable for integration with DHW pre-heating systems, mainly solar collector.

If connected in series with solar system, Ferroli water heater will automatically modulate and bring pre-heated water's temperature to setpoint.

Clear advantages of savings, comfort and increased appliance lifespan will be thus obtained.



> DHW MULTI-ENERGY HEAT PUMPS

Air-water heat pumps permit a DHW production until 60°C with internal storage in the built-in stainless steel cylinder.

The tank features a coil for integration from an external source (i.e. thermal solar).

Choice of heating source to exploit is managed by the heat pump control board.



> SOLAR THERMAL

Ferroli's production includes natural circulation systems and forced flow products, also in quick installation kits.

All flat panels include absorber with highly selective surface and high quality prismatic glass.

Vacuum evacuated pipe collector features high efficiency and borosilicate glass.




> INDIRECT CYLINDERS

Indirect cylinders for DHW include a single or double coil, with electric integration.

For more complicated applications, requiring also system water, other storages are available: multicoils, tank-in-tank, buffer tanks.

In case of condominium centralised system, through Ferroli's submeters, tap and DHW can be distributed and measured in the flats and its costs individually billed.





NOTICE FOR DEALERS:

As part of its efforts to constantly improve its range of products, with the aim of increasing the level of customer satisfaction, the company stresses that the appearance, dimensions, technical data and accessories may be subject to variation.

Consequently, ensure that the customer is provided with up-to-date technical and/or sales documents.

FERROLI around the World

ITALY / GLOBAL www.ferrolì.it

SPAIN www.ferrolì.es

FRANCE www.ferrolì.fr

UNITED KINGDOM www.ferrolì.co.uk

NETHERLANDS www.ferrolì.nl

GERMANY www.ferrolì.de

TURKEY www.ferrolì.com.tr

ROMANIA www.ferrolì.ro

POLAND www.ferrolì.com.pl

RUSSIA www.ferrolì.ru

UKRAINE www.ferrolì.ua

BELARUS www.ferrolì.by

CHINA www.ferrolì.com.cn

BALKANS www.ferrolì.hr

IRAN www.ferrolì.ir

VIETNAM www.ferrolì.com.vn